

Calculator Policy

Oklahoma School Testing Program

Purpose

- The items on the Grade 6-8 Math, Grade 8 Science, and CCRA: Science Content assessments are designed so that all tasks can be solved without the use of a calculator. However, certain tasks are more difficult if a calculator is not available.
- Before the first day of the test, students using a calculator for any Math and Science assessment should be familiar with the use of the specific calculator that can be utilized. Students should be consistently instructed throughout the school year in the use of calculators; otherwise, it may hinder students' performance on the assessment.

Grade Specific Requirements

Grades 3-5 Math

- Calculators are **only** allowed as an approved accommodation for students on an IEP or 504 Plan.
- For students with an approved IEP or 504 Plan accommodation, only basic four-function calculators with square root and percent are allowed.
- Calculators must be provided to students and are not integrated within the online testing interface.

Grades 6-7 Math

- Basic four-function calculators with square root and percent that do **not** include a +/- key are allowed.
- Calculators with memory keys, including M+ and M-, are acceptable.

Grade 8 Math and Science

- Scientific calculators meeting the general requirements are allowed.

Grade 11 CCRA: Math and Science

- Part 1- Please see the policy of the assessment your district has selected (SAT or ACT).
- Part 2- For the CCRA: Science Content, graphing calculators and/or scientific calculators meeting the general requirements are allowed.



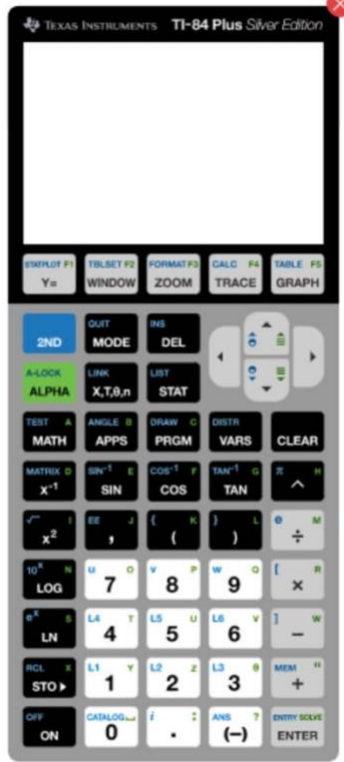
General Requirements

- Calculators are permitted but are not required.
- Calculator capabilities described for a specific subject give the maximum capabilities allowed; calculators with less capability are acceptable.
- Students may not share calculators.
- Students may use their own calculators or those provided by the school.
- Calculators that make noise must have the sound feature turned off.
- Calculators that have paper tape must have the tape removed.
- Programs, applications, or documents must be removed or disabled prior to the test session.
- **All calculators must have the memory cleared or reset before and after the test session.**
- See the manufacturer website or user guide for clearing procedures.

ExamCalc Online Testing Calculator

For grades 6-8 Math and Science and CCRA: Science Content, each test administered online will be equipped with an ExamCalc within the testing interface. Students may use a handheld calculator meeting their grade specific requirements, the ExamCalc, or both.

The calculators provided in ExamCalc are below:

Grades 6-7 OSTP Math	Grade 8 OSTP Math & Science	Grade 11 CCRA: Science Content
TI-108 with the +/- key disabled	TI-30XS Multiview	TI-84 Plus
 <p>The TI-108 calculator is a blue handheld calculator with a white display. The keypad features a numeric keypad (0-9), a decimal point, a plus/minus sign, a square root key, a percent key, a divide key, a multiplication key, an equals key, and a clear key. The +/- key is disabled, indicated by a red 'X' in the top right corner of the image.</p>	 <p>The TI-30XS Multiview calculator is a black handheld calculator with a large white display. The keypad includes a numeric keypad, a decimal point, a plus/minus sign, a square root key, a percent key, a divide key, a multiplication key, an equals key, and a clear key. The display shows "MEMORY CLEARED".</p>	 <p>The TI-84 Plus Silver Edition calculator is a black handheld calculator with a large white display. The keypad includes a numeric keypad, a decimal point, a plus/minus sign, a square root key, a percent key, a divide key, a multiplication key, an equals key, and a clear key. The display is blank.</p>

Prohibited Calculators

- Pocket organizers
- Handheld or laptop computers
- Electronic writing pads or pen-input devices
- Calculators built into cellular phones, smart watches, tablets, or other electronic communication devices
- Calculators with a typewriter keypad (QWERTY format)
- Calculators with programs or applications that cannot be removed or disabled (e.g., Polynomial Root-Finders and Simultaneous Equation Solvers)
- Calculators that can access the Internet or that have Bluetooth capabilities

Deleting or Disabling Programs, Applications, & Documents on Graphing Calculators

Texas Instrument:

- TI – 83 Plus Family
 - Reset Memory (only option)
- TI – 84 Plus Family
 - Reset Memory (deletes all memory, programs, and applications)
 - Press-to-test (clears memory and disables all programs/applications for testing)
- TI – Nspire
 - Reset Memory (deletes all memory, programs, and applications)
 - Press-to-test (clears memory and disables all programs/applications for testing)

See the instructions for your calculator model at www.education.ti.com/us/testprep.

Casio:

- FX-CG10
 - Reset Memory (only option)
- FX-9860
 - Reset Memory (only option)
- FX-9860
 - Reset Memory (only option)
- FX-9750
 - Reset Memory (only option)

To reset the memory on any Casio graphing calculator, use the following steps:

[menu], go to system, [exe], [F5] to reset, [F2] for main memory, [F1] for yes, [exit].

For all other calculators, please refer to the manufacture’s website.

Test Security and Validity

Using a calculator that does not meet the above requirements invalidates the test results and is a violation of test security and test validity. Any violation will be reported to the State Superintendent of Public Instruction and may result in revocation of teaching and/or administrative certificates.