

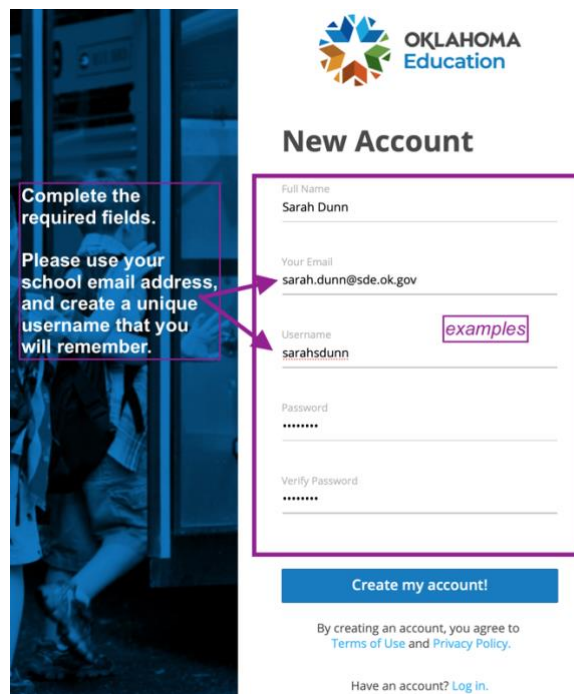


# 2020-2021 OSTP & CCRA Creating an Oklahoma Edge Account

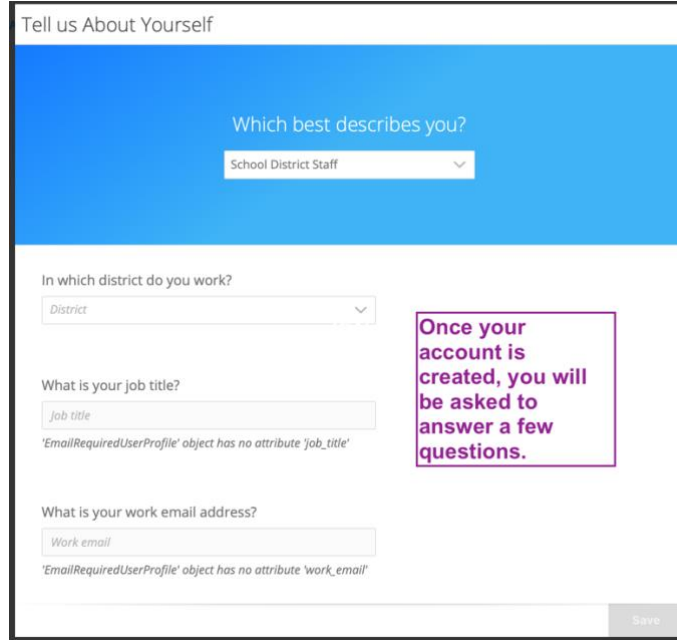
1. Go to <https://osdeconnect.ok.gov/login/> and select **Get Started**.



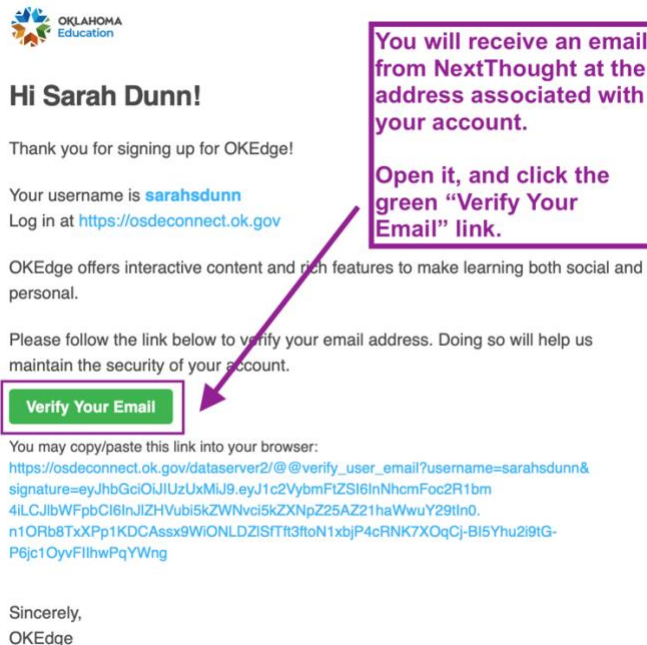
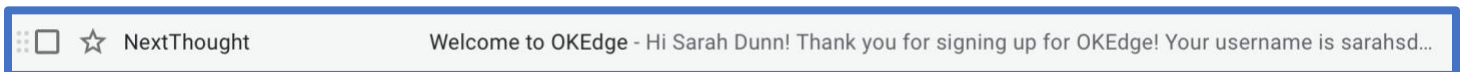
2. Complete the required fields. Please use your school email address and create a unique username that you will remember. Then select **Create my account!**



- Once you have created an account, you will be prompted to complete the “Tell Us About Yourself” section before you can access the OKEdge platform.



- You will also receive an email from NextThought asking you to verify your email address. Open the email, and select the green **Verify Your Email** link.



**Hi Sarah Dunn!**

Thank you for signing up for OKEdge!

Your username is [sarahsdunn](#)  
Log in at <https://osdeconnect.ok.gov>

OKEdge offers interactive content and rich features to make learning both social and personal.

Please follow the link below to verify your email address. Doing so will help us maintain the security of your account.

[Verify Your Email](#)

You may copy/paste this link into your browser:  
[https://osdeconnect.ok.gov/dataserver2/@@verify\\_user\\_email?username=sarahsdunn&signature=eyJhbGciOiJIUzUxMiJ9.eyJ1c2VybmF1ZSI6InNhcmFoc2R1bm4iLCJlbWFpbCI6InJlZHUubi5kZW5kZWVnci5kZXNpZ25AZ21haWwueY29tIn0.n1ORb8TxXPp1KDCAssx9WfONLDZISftf3toN1xbJP4cRNK7XOqCj-BI5Yhu29tIG-P6jc1OyvFllhwPqYWng](https://osdeconnect.ok.gov/dataserver2/@@verify_user_email?username=sarahsdunn&signature=eyJhbGciOiJIUzUxMiJ9.eyJ1c2VybmF1ZSI6InNhcmFoc2R1bm4iLCJlbWFpbCI6InJlZHUubi5kZW5kZWVnci5kZXNpZ25AZ21haWwueY29tIn0.n1ORb8TxXPp1KDCAssx9WfONLDZISftf3toN1xbJP4cRNK7XOqCj-BI5Yhu29tIG-P6jc1OyvFllhwPqYWng)

Sincerely,  
OKEdge

After completing these steps, you will have successfully created an [OKEdge](#) Account.